

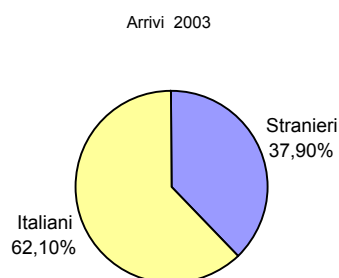
# A.P.T. "Riviera dei Fiori" - Imperia

- Movimento turistico alberghiero 2002/2003 -

## Alberghi 5 e 4 stelle

ARRIVI

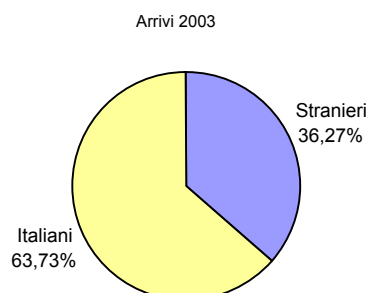
TURISTI	2002	2003	Var. %
Stranieri	44.644	41.903	-6,14
Italiani	72.086	68.647	-4,77
<b>Totale</b>	<b>116.730</b>	<b>110.550</b>	<b>-5,29</b>



## Alberghi 3 stelle

ARRIVI

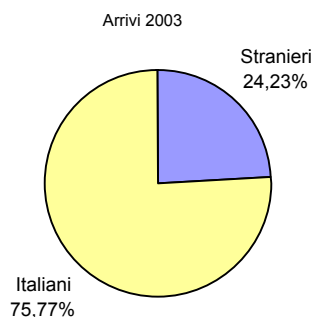
TURISTI	2002	2003	Var. %
Stranieri	148.452	142.521	-4,00
Italiani	254.077	250.466	-1,42
<b>Totale</b>	<b>402.529</b>	<b>392.987</b>	<b>-2,37</b>



## Alberghi 2 e 1 stella

ARRIVI

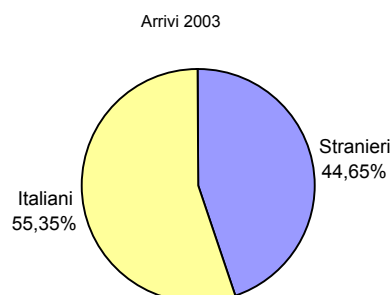
TURISTI	2002	2003	Var. %
Stranieri	27.247	24.503	-10,07
Italiani	80.786	76.641	-5,13
<b>Totale</b>	<b>108.033</b>	<b>101.144</b>	<b>-6,38</b>



## R.T.A.

ARRIVI

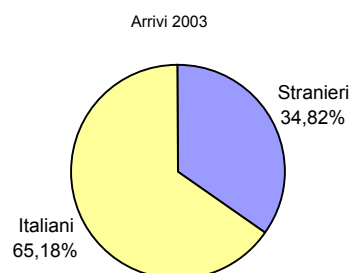
TURISTI	2002	2003	Var. %
Stranieri	6.806	7.423	9,07
Italiani	7.369	9.202	24,87
<b>Totale</b>	<b>14.175</b>	<b>16.625</b>	<b>17,28</b>



## TOTALE

ARRIVI

TURISTI	2002	2003	Var. %
Stranieri	227.149	216.350	-4,75
Italiani	414.318	404.956	-2,26
<b>Totale</b>	<b>641.467</b>	<b>621.306</b>	<b>-3,14</b>



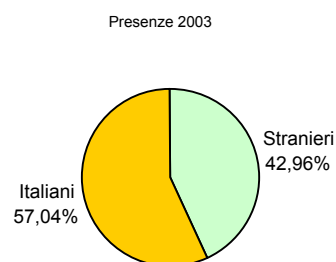
# A.P.T. "Riviera dei Fiori" - Imperia

- Movimento turistico alberghiero 2002/2003 -

## Alberghi 5 e 4 stelle

PRESENZE

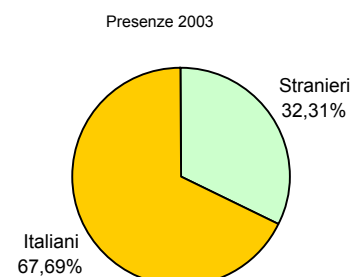
TURISTI	2002	2003	Var. %
Stranieri	173.860	162.186	-6,71
Italiani	219.645	215.364	-1,95
<b>Totale</b>	<b>393.505</b>	<b>377.550</b>	<b>-4,05</b>



## Alberghi 3 stelle

PRESENZE

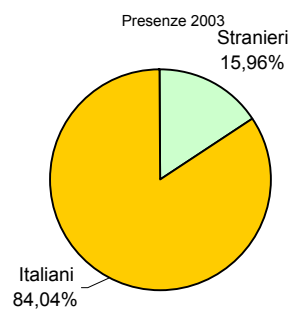
TURISTI	2002	2003	Var. %
Stranieri	598.371	503.020	-15,94
Italiani	1.069.006	1.053.736	-1,43
<b>Totale</b>	<b>1.667.377</b>	<b>1.556.756</b>	<b>-6,63</b>



## Alberghi 2 e 1 stella

PRESENZE

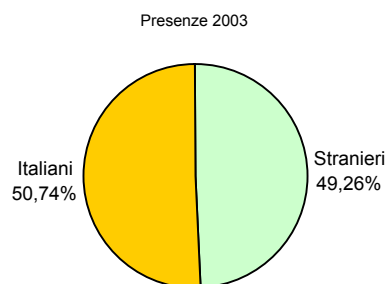
TURISTI	2002	2003	Var. %
Stranieri	82.686	70.151	-15,16
Italiani	384.660	369.269	-4,00
<b>Totale</b>	<b>467.346</b>	<b>439.420</b>	<b>-5,98</b>



## R.T.A.

PRESENZE

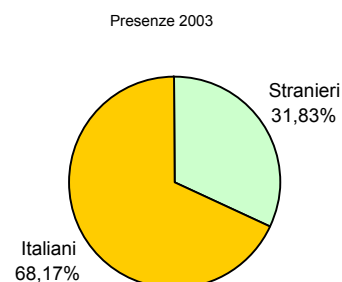
TURISTI	2002	2003	Var. %
Stranieri	57.888	57.102	-1,36
Italiani	51.883	58.816	13,36
<b>Totale</b>	<b>109.771</b>	<b>115.918</b>	<b>5,60</b>



## TOTALE

PRESENZE

TURISTI	2002	2003	Var. %
Stranieri	912.805	792.459	-13,18
Italiani	1.725.194	1.697.185	-1,62
<b>Totale</b>	<b>2.637.999</b>	<b>2.489.644</b>	<b>-5,62</b>



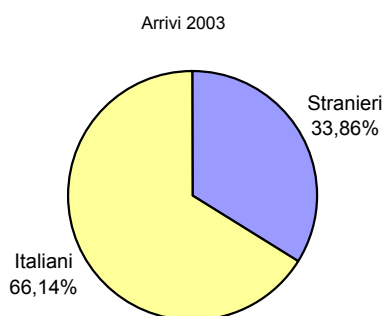
# A.P.T. "Riviera delle Palme" - Savona

- Movimento turistico alberghiero 2002/2003 -

## Alberghi 5 e 4 stelle

ARRIVI

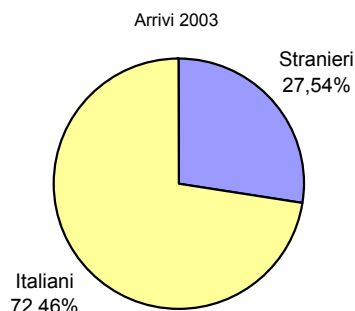
TURISTI	2002	2003	Var. %
Stranieri	38.398	34.446	-10,29
Italiani	65.074	67.287	3,40
<b>Totale</b>	<b>103.472</b>	<b>101.733</b>	<b>-1,68</b>



## Alberghi 3 stelle

ARRIVI

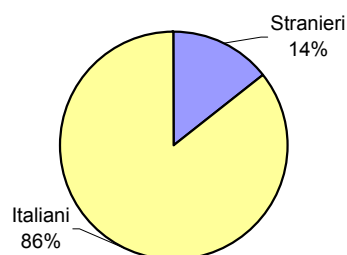
TURISTI	2002	2003	Var. %
Stranieri	144.034	124.051	-13,87
Italiani	324.024	326.393	0,73
<b>Totale</b>	<b>468.058</b>	<b>450.444</b>	<b>-3,76</b>



## Alberghi 2 e 1 stella

ARRIVI

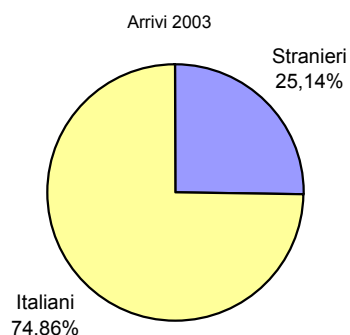
TURISTI	2002	2003	Var. %
Stranieri	35.276	32.007	-9,27
Italiani	186.849	191.079	2,26
<b>Totale</b>	<b>222.125</b>	<b>223.086</b>	<b>0,43</b>



## R.T.A.

ARRIVI

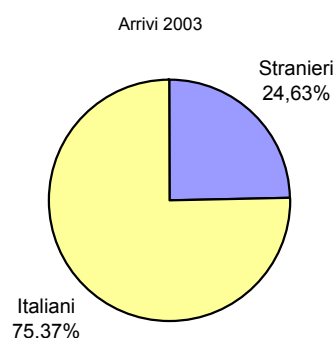
TURISTI	2002	2003	Var. %
Stranieri	28.686	23.625	-17,64
Italiani	68.535	70.347	2,64
<b>Totale</b>	<b>97.221</b>	<b>93.972</b>	<b>-3,34</b>



## TOTALE

ARRIVI

TURISTI	2002	2003	Var. %
Stranieri	246.394	214.129	-13,09
Italiani	644.482	655.106	1,65
<b>Totale</b>	<b>890.876</b>	<b>869.235</b>	<b>-2,43</b>



Fonte: Istat - dati provvisori

# A.P.T. "Riviera delle Palme" - Savona

- Movimento turistico alberghiero 2002/2003 -

## Alberghi 5 e 4 stelle

PRESENZE

TURISTI	2002	2003	Var. %
Stranieri	148.058	134.598	-9,09
Italiani	221.570	234.006	5,61
<b>Totale</b>	<b>369.628</b>	<b>368.604</b>	<b>-0,28</b>

## Alberghi 3 stelle

PRESENZE

TURISTI	2002	2003	Var. %
Stranieri	576.814	502.234	-12,93
Italiani	1.835.374	1.804.265	-1,69
<b>Totale</b>	<b>2.412.188</b>	<b>2.306.499</b>	<b>-4,38</b>

## Alberghi 2 e 1 stella

PRESENZE

TURISTI	2002	2003	Var. %
Stranieri	154.393	139.562	-9,61
Italiani	1.051.418	1.014.592	-3,50
<b>Totale</b>	<b>1.205.811</b>	<b>1.154.154</b>	<b>-4,28</b>

## R. T. A.

PRESENZE

TURISTI	2002	2003	Var. %
Stranieri	237.143	195.443	-17,58
Italiani	732.669	735.906	0,44
<b>Totale</b>	<b>969.812</b>	<b>931.349</b>	<b>-3,97</b>

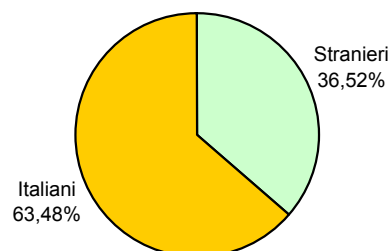
## TOTALE

PRESENZE

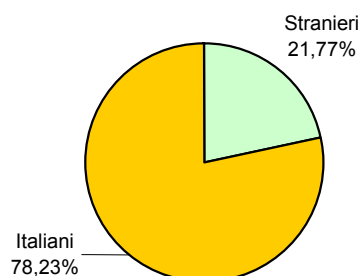
TURISTI	2002	2003	Var. %
Stranieri	1.116.408	971.837	-12,95
Italiani	3.841.031	3.788.769	-1,36
<b>Totale</b>	<b>4.957.439</b>	<b>4.760.606</b>	<b>-3,97</b>

Fonte: Istat - dati provvisori

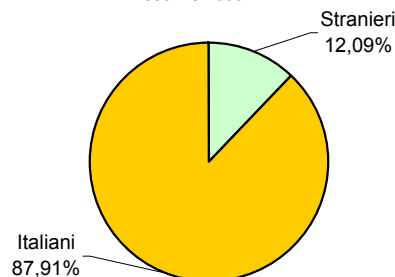
Presenze 2003



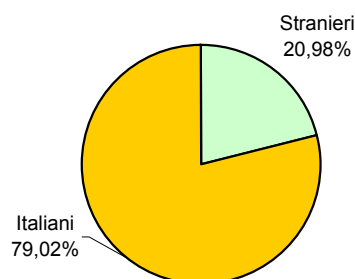
Presenze 2003



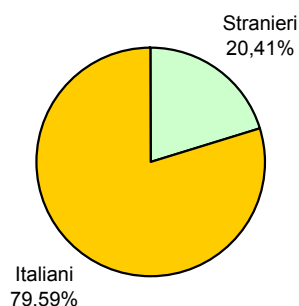
Presenze 2003



Presenze 2003



Presenze 2003

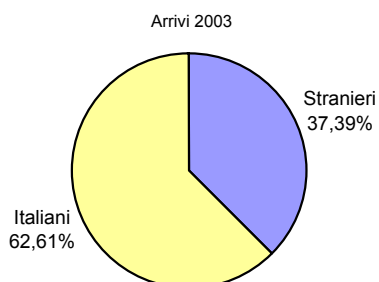


# A.P.T. "Genova" - Genova

- Movimento turistico alberghiero 2002/2003 -

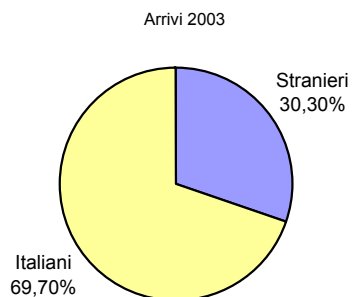
## Alberghi 5 e 4 stelle

ARRIVI			
TURISTI	2002	2003	Var. %
Stranieri	122.037	124.077	1,67
Italiani	191.179	207.747	8,67
<b>Totale</b>	<b>313.216</b>	<b>331.824</b>	<b>5,94</b>



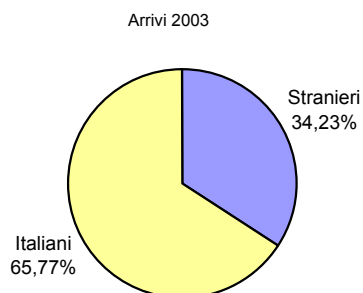
## Alberghi 4 stelle

ARRIVI			
TURISTI	2002	2003	Var. %
Stranieri	54.024	48.980	-9,34
Italiani	115.794	112.684	-2,69
<b>Totale</b>	<b>169.818</b>	<b>161.664</b>	<b>-4,80</b>



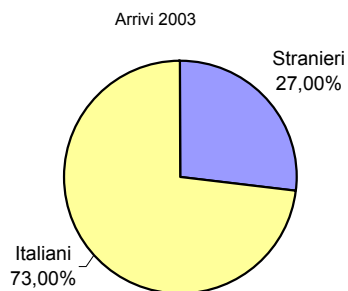
## Alberghi 2 e 1 stella

ARRIVI			
TURISTI	2002	2003	Var. %
Stranieri	44.414	41.849	-5,78
Italiani	80.665	80.408	-0,32
<b>Totale</b>	<b>125.079</b>	<b>122.257</b>	<b>-2,26</b>



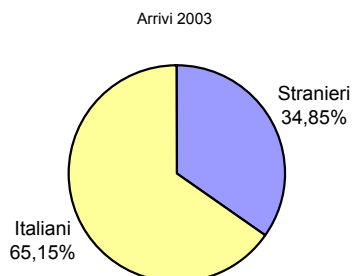
## R. T. A.

ARRIVI			
TURISTI	2002	2003	Var. %
Stranieri	426	997	134,04
Italiani	1.551	2.695	73,76
<b>Totale</b>	<b>1.977</b>	<b>3.692</b>	<b>86,75</b>



## TOTALE

ARRIVI			
TURISTI	2002	2003	Var. %
Stranieri	220.901	215.903	-2,26
Italiani	389.189	403.534	3,69
<b>Totale</b>	<b>610.090</b>	<b>619.437</b>	<b>1,53</b>



Fonte: Istat - dati provvisori

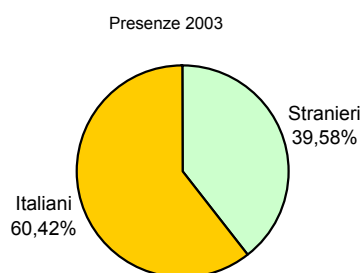
# A.P.T. "Genova" - Genova

- Movimento turistico alberghiero 2002/2003 -

## Alberghi 5 e 4 stelle

PRESENZE

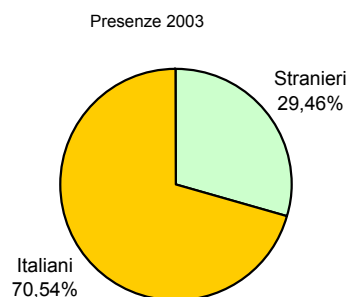
TURISTI	2002	2003	Var. %
Stranieri	259.269	248.901	-4,00
Italiani	363.764	379.958	4,45
<b>Totale</b>	<b>623.033</b>	<b>628.859</b>	<b>0,94</b>



## Alberghi 3 stelle

PRESENZE

TURISTI	2002	2003	Var. %
Stranieri	98.696	98.196	-0,51
Italiani	249.867	235.151	-5,89
<b>Totale</b>	<b>348.563</b>	<b>333.347</b>	<b>-4,37</b>



## Alberghi 2 e 1 stella

PRESENZE

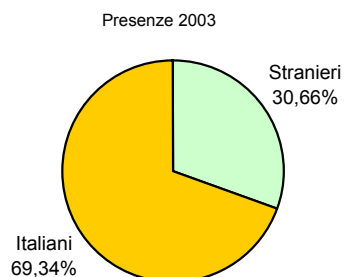
TURISTI	2002	2003	Var. %
Stranieri	121.354	115.402	-4,90
Italiani	298.831	299.265	0,15
<b>Totale</b>	<b>420.185</b>	<b>414.667</b>	<b>-1,31</b>



## R.T.A.

PRESENZE

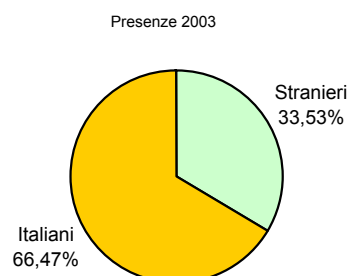
TURISTI	2002	2003	Var. %
Stranieri	4.998	8.406	68,19
Italiani	16.002	19.014	18,82
<b>Totale</b>	<b>21.000</b>	<b>27.420</b>	<b>30,57</b>



## TOTALE

PRESENZE

TURISTI	2002	2003	Var. %
Stranieri	484.317	470.905	-2,77
Italiani	928.464	933.388	0,53
<b>Totale</b>	<b>1.412.781</b>	<b>1.404.293</b>	<b>-0,60</b>



Fonte: Istat - dati provvisori

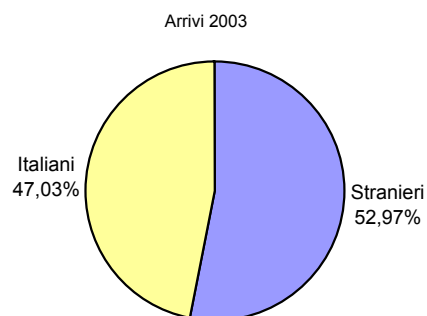
# A.P.T. "Tigullio" - Genova

- Movimento turistico alberghiero 2002/2003 -

## Alberghi 5 e 4 stelle

ARRIVI

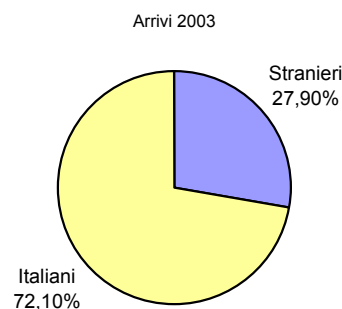
TURISTI	2002	2003	Var. %
Stranieri	79.895	75.526	-5,47
Italiani	58.864	67.052	13,91
<b>Totale</b>	<b>138.759</b>	<b>142.578</b>	<b>2,75</b>



## Alberghi 3 stelle

ARRIVI

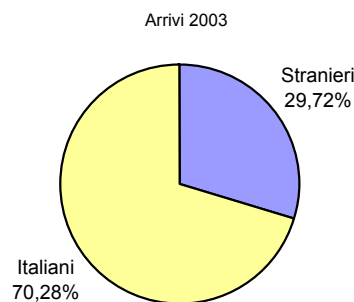
TURISTI	2002	2003	Var. %
Stranieri	55.682	48.659	-12,61
Italiani	124.779	125.744	0,77
<b>Totale</b>	<b>180.461</b>	<b>174.403</b>	<b>-3,36</b>



## Alberghi 2 e 1 stella

ARRIVI

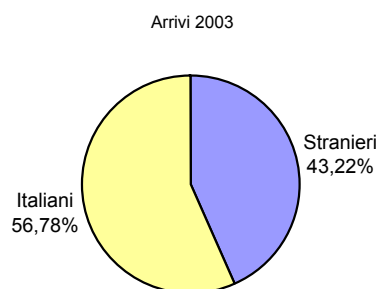
TURISTI	2002	2003	Var. %
Stranieri	21.944	19.814	-9,71
Italiani	44.939	46.857	4,27
<b>Totale</b>	<b>66.883</b>	<b>66.671</b>	<b>-0,32</b>



## R.T.A.

ARRIVI

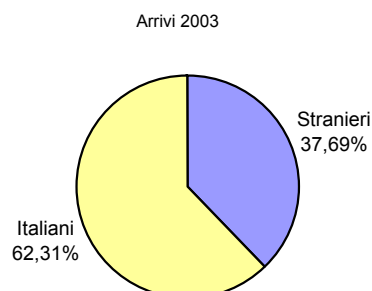
TURISTI	2002	2003	Var. %
Stranieri	4.730	4.806	1,61
Italiani	6.020	6.315	4,90
<b>Totale</b>	<b>10.750</b>	<b>11.121</b>	<b>3,45</b>



## TOTALE

ARRIVI

TURISTI	2002	2003	Var. %
Stranieri	162.251	148.805	-8,29
Italiani	234.602	245.968	4,84
<b>Totale</b>	<b>396.853</b>	<b>394.773</b>	<b>-0,52</b>



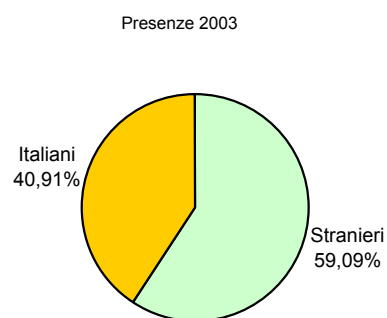
# A.P.T. "Tigullio" - Genova

- Movimento turistico alberghiero 2002/2003 -

## Alberghi 5 e 4 stelle

PRESENZE

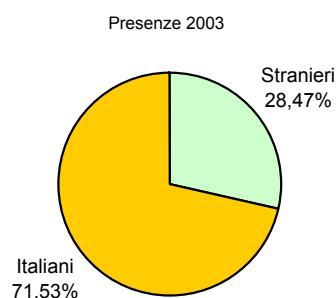
TURISTI	2002	2003	Var. %
Stranieri	229.029	222.466	-2,87
Italiani	150.593	154.017	2,27
<b>Totale</b>	<b>379.622</b>	<b>376.483</b>	<b>-0,83</b>



## Alberghi 3 stelle

PRESENZE

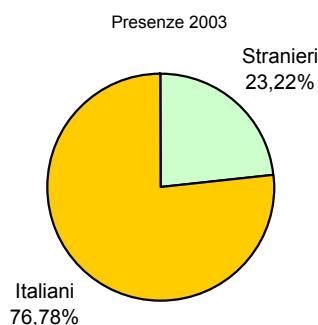
TURISTI	2002	2003	Var. %
Stranieri	169.075	145.571	-13,90
Italiani	375.740	365.668	-2,68
<b>Totale</b>	<b>544.815</b>	<b>511.239</b>	<b>-6,16</b>



## Alberghi 2 e 1 stella

PRESENZE

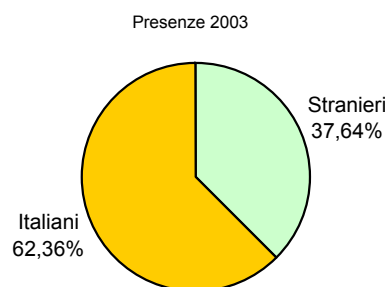
TURISTI	2002	2003	Var. %
Stranieri	58.169	52.545	-9,67
Italiani	189.997	173.794	-8,53
<b>Totale</b>	<b>248.166</b>	<b>226.339</b>	<b>-8,80</b>



## R.T.A.

PRESENZE

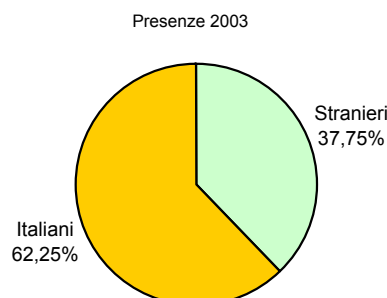
TURISTI	2002	2003	Var. %
Stranieri	15.834	17.793	12,37
Italiani	32.490	29.480	-9,26
<b>Totale</b>	<b>48.324</b>	<b>47.273</b>	<b>-2,17</b>



## TOTALE

PRESENZE

TURISTI	2002	2003	Var. %
Stranieri	472.107	438.375	-7,14
Italiani	748.820	722.959	-3,45
<b>Totale</b>	<b>1.220.927</b>	<b>1.161.334</b>	<b>-4,88</b>





# A.P.T. "Cinque Terre e Golfo dei Poeti" - La Spezia

- Movimento turistico alberghiero 2002/2003 -

## Alberghi 5 e 4 stelle

ARRIVI

TURISTI	2002	2003	Var. %
Stranieri	30.724	27.552	-10,32
Italiani	42.205	44.510	5,46
<b>Totale</b>	<b>72.929</b>	<b>72.062</b>	<b>-1,19</b>

## Alberghi 3 stelle

ARRIVI

TURISTI	2002	2003	Var. %
Stranieri	75.742	75.699	-0,06
Italiani	111.972	116.620	4,15
<b>Totale</b>	<b>187.714</b>	<b>192.319</b>	<b>2,45</b>

## Alberghi 2 e 1 stella

ARRIVI

TURISTI	2002	2003	Var. %
Stranieri	28.722	28.327	-1,38
Italiani	47.663	48.949	2,70
<b>Totale</b>	<b>76.385</b>	<b>77.276</b>	<b>1,17</b>

## R.T.A.

ARRIVI

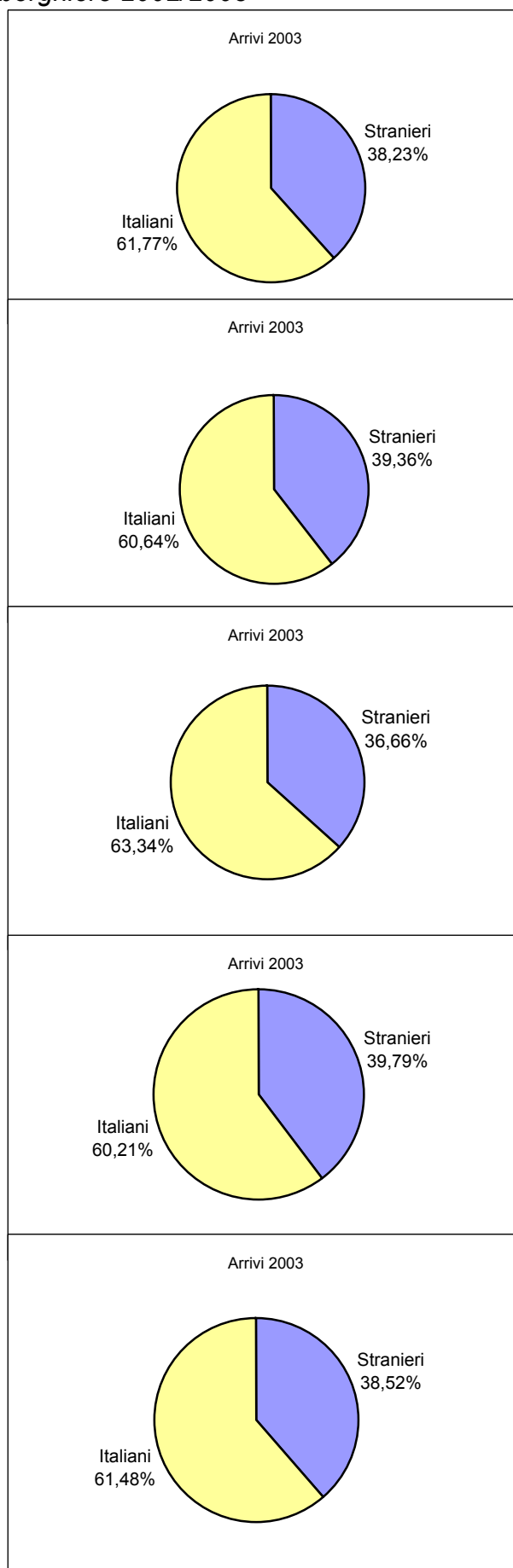
TURISTI	2002	2003	Var. %
Stranieri	1.447	1.218	-15,83
Italiani	1.362	1.843	35,32
<b>Totale</b>	<b>2.809</b>	<b>3.061</b>	<b>8,97</b>

## TOTALE

ARRIVI

TURISTI	2002	2003	Var. %
Stranieri	136.635	132.796	-2,81
Italiani	203.202	211.922	4,29
<b>Totale</b>	<b>339.837</b>	<b>344.718</b>	<b>1,44</b>

Fonte: Istat - dati provvisori



# A.P.T. "Cinque Terre e Golfo dei Poeti" - La Spezia

- Movimento turistico alberghiero 2002/2003 -

## Alberghi 5 e 4 stelle

PRESENZE

TURISTI	2002	2003	Var. %
Stranieri	73.637	65.870	-10,55
Italiani	82.278	84.515	2,72
<b>Totale</b>	<b>155.915</b>	<b>150.385</b>	<b>-3,55</b>

## Alberghi 3 stelle

PRESENZE

TURISTI	2002	2003	Var. %
Stranieri	208.140	210.465	1,12
Italiani	287.840	294.713	2,39
<b>Totale</b>	<b>495.980</b>	<b>505.178</b>	<b>1,85</b>

## Alberghi 2 e 1 stella

PRESENZE

TURISTI	2002	2003	Var. %
Stranieri	78.808	74.422	-5,57
Italiani	152.351	149.751	-1,71
<b>Totale</b>	<b>231.159</b>	<b>224.173</b>	<b>-3,02</b>

## R.T.A.

PRESENZE

TURISTI	2002	2003	Var. %
Stranieri	15.043	11.073	-26,39
Italiani	12.079	13.084	8,32
<b>Totale</b>	<b>27.122</b>	<b>24.157</b>	<b>-10,93</b>

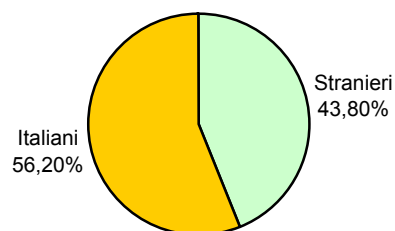
## TOTALE

PRESENZE

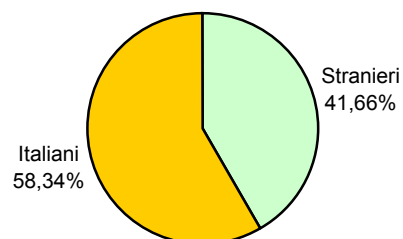
TURISTI	2002	2003	Var. %
Stranieri	375.628	361.830	-3,67
Italiani	534.548	542.063	1,41
<b>Totale</b>	<b>910.176</b>	<b>903.893</b>	<b>-0,69</b>

Fonte: Istat - dati provvisori

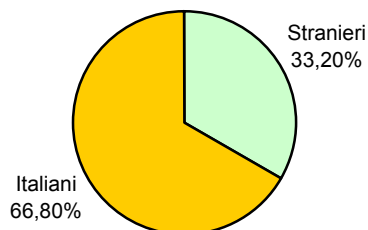
Presenze 2003



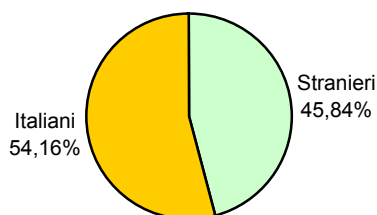
Presenze 2003



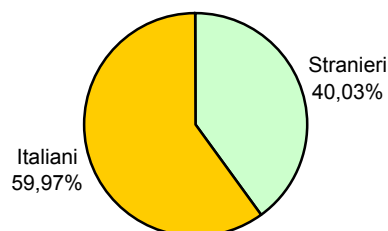
Presenze 2003



Presenze 2003



Presenze 2003



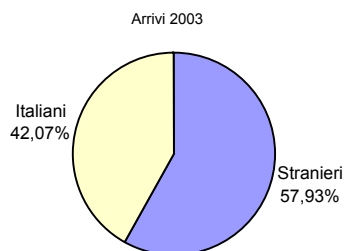
# Regione Liguria

- Movimento turistico alberghiero 2002/2003 -

## Alberghi 5 stelle

ARRIVI

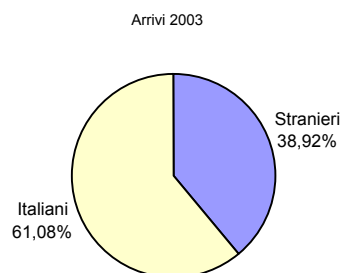
TURISTI	2002	2003	Var. %
Stranieri	25.605	24.985	-2,42
Italiani	17.956	18.142	1,04
<b>Totale</b>	<b>43.561</b>	<b>43.127</b>	<b>-1,00</b>



## Alberghi 4 stelle

ARRIVI

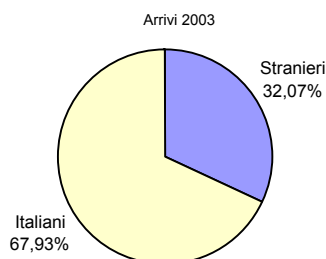
TURISTI	2002	2003	Var. %
Stranieri	290.093	278.519	-3,99
Italiani	411.452	437.101	6,23
<b>Totale</b>	<b>701.545</b>	<b>715.620</b>	<b>2,01</b>



## Alberghi 3 stelle

ARRIVI

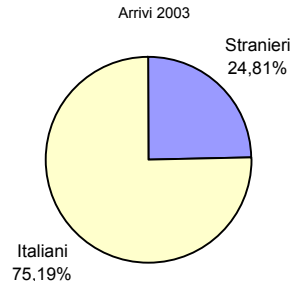
TURISTI	2002	2003	Var. %
Stranieri	477.934	439.910	-7,96
Italiani	930.646	931.907	0,14
<b>Totale</b>	<b>1.408.580</b>	<b>1.371.817</b>	<b>-2,61</b>



## Alberghi 2 e 1 stella

ARRIVI

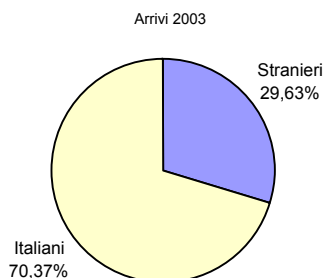
TURISTI	2002	2003	Var. %
Stranieri	157.603	146.500	-7,04
Italiani	440.902	443.934	0,69
<b>Totale</b>	<b>598.505</b>	<b>590.434</b>	<b>-1,35</b>



## R.T.A.

ARRIVI

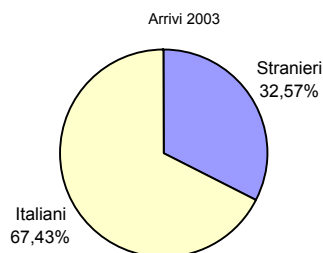
TURISTI	2002	2003	Var. %
Stranieri	42.095	38.069	-9,56
Italiani	84.837	90.402	6,56
<b>Totale</b>	<b>126.932</b>	<b>128.471</b>	<b>1,21</b>



## TOTALE

ARRIVI

TURISTI	2002	2003	Var. %
Stranieri	993.330	927.983	-6,58
Italiani	1.885.793	1.921.486	1,89
<b>Totale</b>	<b>2.879.123</b>	<b>2.849.469</b>	<b>-1,03</b>

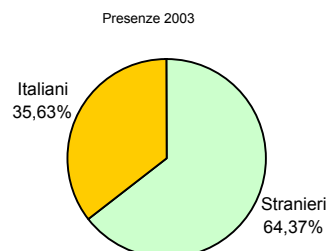


# Regione Liguria

- Movimento turistico alberghiero 2002/2003 -

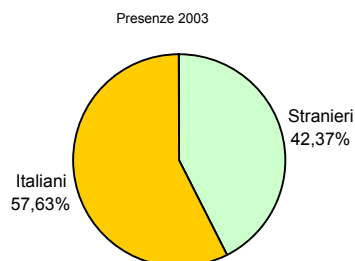
## Alberghi 5 stelle

PRESENZE			
TURISTI	2002	2003	Var. %
Stranieri	83.960	82.590	-1,63
Italiani	48.185	45.711	-5,13
<b>Totale</b>	<b>132.145</b>	<b>128.301</b>	<b>-2,91</b>



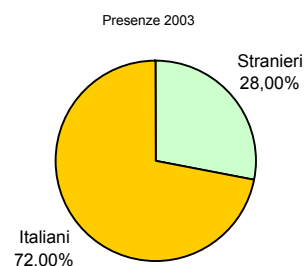
## Alberghi 4 stelle

PRESENZE			
TURISTI	2002	2003	Var. %
Stranieri	799.893	751.431	-6,06
Italiani	989.665	1.022.149	3,28
<b>Totale</b>	<b>1.789.558</b>	<b>1.773.580</b>	<b>-0,89</b>



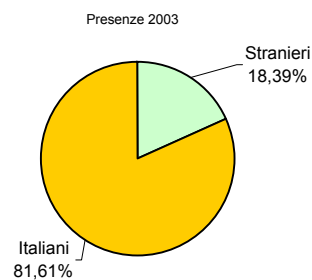
## Alberghi 3 stelle

PRESENZE			
TURISTI	2002	2003	Var. %
Stranieri	1.651.096	1.459.486	-11,61
Italiani	3.817.827	3.753.533	-1,68
<b>Totale</b>	<b>5.468.923</b>	<b>5.213.019</b>	<b>-4,68</b>



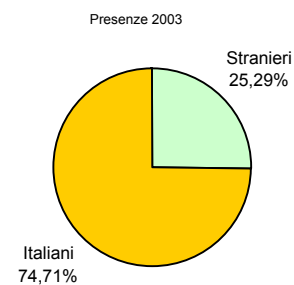
## Alberghi 2 e 1 stella

PRESENZE			
TURISTI	2002	2003	Var. %
Stranieri	495.410	452.082	-8,75
Italiani	2.077.257	2.006.671	-3,40
<b>Totale</b>	<b>2.572.667</b>	<b>2.458.753</b>	<b>-4,43</b>



## R. T. A.

PRESENZE			
TURISTI	2002	2003	Var. %
Stranieri	330.906	289.817	-12,42
Italiani	845.123	856.300	1,32
<b>Totale</b>	<b>1.176.029</b>	<b>1.146.117</b>	<b>-2,54</b>



## TOTALE

PRESENZE			
TURISTI	2002	2003	Var. %
Stranieri	3.361.265	3.035.406	-9,69
Italiani	7.778.057	7.684.364	-1,20
<b>Totale</b>	<b>11.139.322</b>	<b>10.719.770</b>	<b>-3,77</b>

